
**Tool holders with rectangular shank
for indexable inserts —**

**Part 1:
General survey, correlation and
determination of dimensions**

*Porte-plaquette à queue rectangulaire pour plaquettes amovibles —
Partie 1: Vue d'ensemble, corrélation et détermination des dimensions*

Dit document mag slechts op een stand-alone PC worden geïnstalleerd. Gebruik op een netwerk is alleen toestaan als een aanvullende licentieovereenkomst voor netwerkgebruik met NEN is afgesloten. This document may only be used on a stand-alone PC. Use in a network is only permitted when a supplementary license agreement for us in a network with NEN has been concluded.

Preview



Reference number
ISO 5610-1:2014(E)

© ISO 2014

Copyright
Preview



COPYRIGHT PROTECTED DOCUMENT

© ISO 2014

All rights reserved. Unless otherwise specified, no part of this publication may be reproduced or utilized otherwise in any form or by any means, electronic or mechanical, including photocopying, or posting on the internet or an intranet, without prior written permission. Permission can be requested from either ISO at the address below or ISO's member body in the country of the requester.

ISO copyright office
Case postale 56 • CH-1211 Geneva 20
Tel. + 41 22 749 01 11
Fax + 41 22 749 09 47
E-mail copyright@iso.org
Web www.iso.org

Published in Switzerland

Contents

	Page
Foreword.....	iv
1 Scope	1
2 Normative references	1
3 Survey	2
4 Dimensions	6
4.1 Cross section and length, l_1	6
4.2 Head length, l_2	6
4.3 Dimension f	7
5 Determination of dimensions	7
5.1 Cutting edge corner.....	7
5.2 Corner radius, r_e , of the master indexable inserts.....	10
5.3 Length, l_1	11
5.4 Dimension f	11
5.5 Height, h_1	11
5.6 Tolerances.....	12
5.7 Dimension a	12
5.8 Correction values x and y	12
Annex A (informative) Relationship between designations in ISO 5610 (all parts) and ISO/ TS 13399-2 and ISO/TS 13399-5	16
Bibliography	17

Foreword

ISO (the International Organization for Standardization) is a worldwide federation of national standards bodies (ISO member bodies). The work of preparing International Standards is normally carried out through ISO technical committees. Each member body interested in a subject for which a technical committee has been established has the right to be represented on that committee. International organizations, governmental and non-governmental, in liaison with ISO, also take part in the work. ISO collaborates closely with the International Electrotechnical Commission (IEC) on all matters of electrotechnical standardization.

The procedures used to develop this document and those intended for its further maintenance are described in the ISO/IEC Directives, Part 1. In particular the different approval criteria needed for the different types of ISO documents should be noted. This document was drafted in accordance with the editorial rules of the ISO/IEC Directives, Part 2 (see www.iso.org/directives).

Attention is drawn to the possibility that some of the elements of this document may be the subject of patent rights. ISO shall not be held responsible for identifying any or all such patent rights. Details of any patent rights identified during the development of the document will be in the Introduction and/or on the ISO list of patent declarations received (see www.iso.org/patents).

Any trade name used in this document is information given for the convenience of users and does not constitute an endorsement.

For an explanation on the meaning of ISO specific terms and expressions related to conformity assessment, as well as information about ISO's adherence to the WTO principles in the Technical Barriers to Trade (TBT) see the following URL: [Foreword – Supplementary information](#)

The committee responsible for this document is ISO/TC 29, *Small tools*, Subcommittee SC 9, *Tools with defined cutting edges, cutting items*.

This second edition of ISO 5610-1 cancels and replaces the first edition (ISO 5610-1:2010), of which it constitutes a minor revision.

ISO 5610 consists of the following parts under the general title *Tool holders with rectangular shank for indexable inserts*:

- *Part 1: General survey, correlation and determination of dimensions*
- *Part 2: Style A*
- *Part 3: Style B*
- *Part 4: Style D*
- *Part 5: Style F*
- *Part 6: Style G*
- *Part 7: Style J*
- *Part 8: Style K*
- *Part 9: Style L*
- *Part 10: Style N*
- *Part 11: Style R*
- *Part 12: Style S*
- *Part 13: Style T*

- Part 14: Style H
- Part 15: Style V

Forbiede
Preview

Voorbeeld
Preview

Tool holders with rectangular shank for indexable inserts —

Part 1: General survey, correlation and determination of dimensions

1 Scope

This part of ISO 5610 specifies tool holders with rectangular shank for indexable inserts and specifies their styles in relation to their dimensions according to ISO 5610-2, ISO 5610-3, ISO 5610-4, ISO 5610-5, ISO 5610-6, ISO 5610-7, ISO 5610-8, ISO 5610-9, ISO 5610-10, ISO 5610-11, ISO 5610-12, ISO 5610-13, ISO 5610-14, and ISO 5610-15.

These tool holders are primarily intended for indexable inserts made of hard metal, ceramic, or other cutting materials intended to be mounted by clamping and used for turning operations. This part of ISO 5610 is general and is intended to be used with ISO 5610-2, ISO 5610-3, ISO 5610-4, ISO 5610-5, ISO 5610-6, ISO 5610-7, ISO 5610-8, ISO 5610-9, ISO 5610-10, ISO 5610-11, ISO 5610-12, ISO 5610-13, ISO 5610-14, and ISO 5610-15.

2 Normative references

The following documents, in whole or in part, are normatively referenced in this document and are indispensable for its application. For dated references, only the edition cited applies. For undated references, the latest edition of the referenced document (including any amendments) applies.

ISO 3002-1, *Basic quantities in cutting and grinding — Part 1: Geometry of the active part of cutting tools — General terms, reference systems, tool and working angles, chip breakers*

ISO 5608, *Turning and copying tool holders and cartridges for indexable inserts — Designation*

ISO 5610-2, *Tool holders with rectangular shank for indexable inserts — Part 2: Style A*

ISO 5610-3, *Tool holders with rectangular shank for indexable inserts — Part 3: Style B*

ISO 5610-4, *Tool holders with rectangular shank for indexable inserts — Part 4: Style D*

ISO 5610-5, *Tool holders with rectangular shank for indexable inserts — Part 5: Style F*

ISO 5610-6, *Tool holders with rectangular shank for indexable inserts — Part 6: Style G*

ISO 5610-7, *Tool holders with rectangular shank for indexable inserts — Part 7: Style J*

ISO 5610-8, *Tool holders with rectangular shank for indexable inserts — Part 8: Style K*

ISO 5610-9, *Tool holders with rectangular shank for indexable inserts — Part 9: Style L*

ISO 5610-10, *Tool holders with rectangular shank for indexable inserts — Part 10: Style N*

ISO 5610-11, *Tool holders with rectangular shank for indexable inserts — Part 11: Style R*

ISO 5610-12, *Tool holders with rectangular shank for indexable inserts — Part 12: Style S*

ISO 5610-13, *Tool holders with rectangular shank for indexable inserts — Part 13: Style T*

ISO 5610-14, Tool holders with rectangular shank for indexable inserts — Part 14: Style H

ISO 5610-15, Tool holders with rectangular shank for indexable inserts — Part 15: Style V

3 Survey

The survey of the tool holders with rectangular shank cross section shall be as given in [Table 1](#). The tool holders with rectangular shank cross section and their corresponding letter symbols and shank sizes shall be in accordance with ISO 5610-2, ISO 5610-3, ISO 5610-4, ISO 5610-5, ISO 5610-6, ISO 5610-7, ISO 5610-8, ISO 5610-9, ISO 5610-10, ISO 5610-11, ISO 5610-12, ISO 5610-13, ISO 5610-14, and ISO 5610-15.

The designation code shall be as given in ISO 5608.

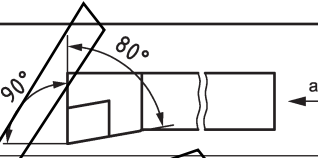
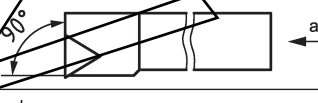
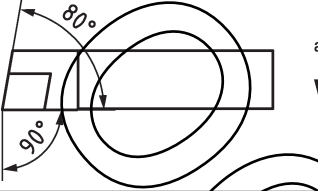
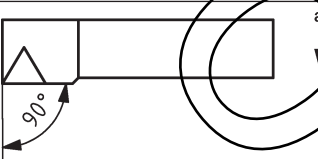
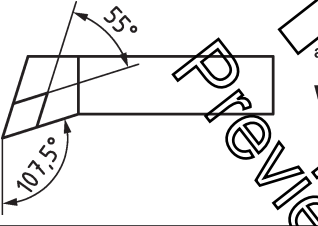
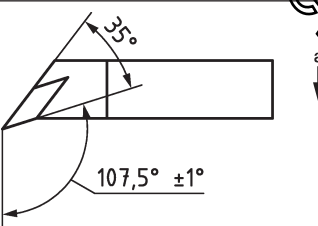
Table 1 — Tool holders with rectangular shanks

Dimensions in millimetres

Style of tool holder	Illustration	Symbols for the cross section										Dimensions in	
		$h_2 \times b$											
		0808	1010	1212	1616	2020	2525	3225	3232	4032	4040	5050	
A													ISO 5610-2
B													ISO 5610-3
D													ISO 5610-4

Table 1 — (continued)

Dimensions in millimetres

Style of tool holder	Illustration	Symbols for the cross section											Dimensions in	
		$h_2 \times b$												
		0808	1010	1212	1616	2020	2525	3225	3232	4032	4040	5050		
F		•	•											ISO 5610-5
				•	•	•	•	•	•		•			
G		•	•										ISO 5610-6	
				•	•	•	•	•	•		•	•		
H		•	•	•	•	•	•	•					ISO 5610-14	
				•	•	•	•	•						

Bestelformulier

NEN

Stuur naar:

NEN Standards Products & Services
t.a.v. afdeling Klantenservice
Antwoordnummer 10214
2600 WB Delft

NEN Standards Products & Services

Postbus 5059
2600 GB Delft

Vlinderweg 6
2623 AX Delft

T (015) 2 690 390
F (015) 2 690 271

www.nen.nl/normshop

Ja, ik bestel

__ ex. ISO 5610-1:2014 en Gereedschaphouders met rechthoekige schacht
voor wisselplaten - Deel 1: Algemeen overzicht, correlatie en bepaling van
afmetingen € 73.12

**Wilt u deze norm in PDF-formaat? Deze bestelt u eenvoudig via
www.nen.nl/normshop**

Gratis e-mailnieuwsbrieven

Wilt u op de hoogte blijven van de laatste ontwikkelingen op het gebied van normen,
normalisatie en regelgeving? Neem dan een gratis abonnement op een van onze
e-mailnieuwsbrieven. www.nen.nl/nieuwsbrieven

Retourneren

Fax: (015) 2 690 271
E-mail: klantenservice@nen.nl
Post: NEN Standards Products
& Services,
t.a.v. afdeling Klantenservice
Antwoordnummer 10214,
2600 WB Delft
(geen postzegel nodig).

Gegevens

Bedrijf / Instelling _____

T.a.v. _____ O M O V

E-mail _____

Klantnummer NEN _____

Uw ordernummer _____

BTW nummer _____

Postbus / Adres _____

Postcode _____

Plaats _____

Telefoon _____

Fax _____

Factuuradres (indien dit afwijkt van bovenstaand adres)

Postbus / Adres _____

Postcode _____

Plaats _____

Datum _____

Handtekening _____

Voorwaarden

- De prijzen zijn geldig tot 31 december 2016, tenzij anders aangegeven.
- Alle prijzen zijn excl. btw, verzend- en handelingskosten en onder voorbehoud bij o.m. ISO- en IEC-normen.
- Bestelt u via de normshop een pdf, dan betaalt u geen handeling en verzendkosten.
- Meer informatie: telefoon (015) 2 690 391, dagelijks van 8.30 tot 17.00 uur.
- Wijzigingen en typfouten in teksten en prijsinformatie voorbehouden.
- U kunt onze algemene voorwaarden terugvinden op: www.nen.nl/leveringsvoorwaarden.