

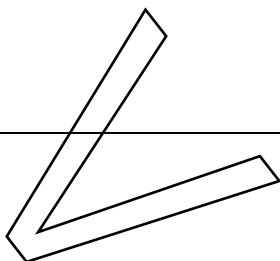
norm**NEN-EN 17235**

Permanent anchor devices and safety hooks

Publicatie uitsluitend voor commentaar

september 2018
ICS 13.340.60

Commentaar vóór 2018-10-15



Als Europees normontwerp is gepubliceerd: prEN 17235:2018, IDT

Definitief vastgestelde normen zullen als Nederlandse norm gelden. Daarom wordt dit normontwerp in Nederland voor commentaar gepubliceerd. Op het ontwerp ingebracht commentaar zal aan de bevoegde normcommissie worden voorgelegd die hiermee rekening zal houden bij de bepaling van de Nederlandse stem. Indien er geen bezwaar bij NEN wordt gebracht, kan dat leiden tot ongewijzigde definitieve vaststelling van het ontwerp als norm.

Van Europese normen bestaan drie officiële versies: Engels, Frans en Duits. Voor Nederland zal de Engelse versie gelden. Daarnaast kan er gekozen worden voor een andere geautoriseerde versie in het Nederlands.

Normcommissie 353080 'Schubvormig gelegde dakbedekkingsmaterialen'

**THIS PUBLICATION IS COPYRIGHT PROTECTED****DEZE PUBLICATIE IS AUTEURSRECHTELIJK BESCHERMD**

Apart from exceptions provided by the law, nothing from this publication may be duplicated and/or published by means of photocopy, microfilm, storage in computer files or otherwise, which also applies to full or partial processing, without the written consent of the Royal Netherlands Standardization Institute.

The Royal Netherlands Standardization Institute shall, with the exclusion of any other beneficiary, collect payments owed by third parties for duplication and/or act in and out of law, where this authority is not transferred or falls by right to the Reproduction Rights Foundation.

Auteursrecht voorbehouden. Behoudens uitzondering door de wet gesteld mag zonder schriftelijke toestemming van het Koninklijk Nederlands Normalisatie-instituut niets uit deze uitgave worden veelevoudigd en/of openbaar gemaakt door middel van fotokopie, microfilm, opslag in computerbestanden of anderszins, hetgeen ook van toepassing is op gehele of gedeeltelijke bewerking.

Het Koninklijk Nederlands Normalisatie-instituut is met uitsluiting van ieder ander gerechtigd de door derden verschuldigde vergoedingen voor veelevoudiging te innen en/of daartoe in en buiten rechte op te treden, voor zover deze bevoegdheid niet is overgedragen c.q. rechtens toekomt aan de Stichting Reprorecht.

Although the utmost care has been taken with this publication, errors and omissions cannot be entirely excluded. The Royal Netherlands Standardization Institute and/or the members of the committees therefore accept no liability, not even for direct or indirect damage, occurring due to or in relation with the application of publications issued by the Royal Netherlands Standardization Institute.

Hoewel bij deze uitgave de uiterste zorg is nagestreefd, kunnen fouten en onvolledigheden niet geheel worden uitgesloten. Het Koninklijk Nederlands Normalisatie-instituut en/of de leden van de commissies aanvaarden derhalve geen enkele aansprakelijkheid, ook niet voor directe of indirecte schade, ontstaan door of verband houdend met toepassing van door het Koninklijk Nederlands Normalisatie-instituut gepubliceerde uitgaven.

Voorbeeld
Preview

EUROPEAN STANDARD
NORME EUROPÉENNE
EUROPÄISCHE NORM

DRAFT
prEN 17235

August 2018

ICS 13.340.60

English Version

Permanent anchor devices and safety hooks

Permanente Anschlagseinrichtungen und
Sicherheitsdachhaken

This draft European Standard is submitted to CEN members for enquiry. It has been drawn up by the Technical Committee CEN/TC 128.

If this draft becomes a European Standard, CEN members are bound to comply with the CEN/CENELEC Internal Regulations which stipulate the conditions for giving this European Standard the status of a national standard without any alteration.

This draft European Standard was established by CEN in three official versions (English, French, German). A version in any other language made by translation under the responsibility of a CEN member into its own language and notified to the CEN-CENELEC Management Centre has the same status as the official versions.

CEN members are the national standards bodies of Austria, Belgium, Bulgaria, Croatia, Cyprus, Czech Republic, Denmark, Estonia, Finland, Former Yugoslav Republic of Macedonia, France, Germany, Greece, Hungary, Iceland, Ireland, Italy, Latvia, Lithuania, Luxembourg, Malta, Netherlands, Norway, Poland, Portugal, Romania, Serbia, Slovakia, Slovenia, Spain, Sweden, Switzerland, Turkey and United Kingdom.

Recipients of this draft are invited to submit, with their comments, notification of any relevant patent rights of which they are aware and to provide supporting documentation.

Warning : This document is not a European Standard. It is distributed for review and comments. It is subject to change without notice and shall not be referred to as a European Standard.



EUROPEAN COMMITTEE FOR STANDARDIZATION
COMITÉ EUROPÉEN DE NORMALISATION
EUROPÄISCHES KOMITEE FÜR NORMUNG

CEN-CENELEC Management Centre: Rue de la Science 23, B-1040 Brussels

Contents	Page
European foreword.....	5
Introduction.....	6
1 Scope.....	7
2 Normative references.....	7
3 Terms and definitions.....	8
4 Requirements and characteristics.....	12
4.1 General requirements and characteristics.....	12
4.1.1 Design and ergonomics.....	12
4.1.2 Corrosion resistance and durability.....	12
4.1.3 Robustness during installation process.....	13
4.1.4 Robustness tests.....	13
4.1.5 Water permeability.....	13
4.2 Application specific requirements and charactersitics.....	13
4.2.1 Dynamic fall arrest.....	13
4.2.2 Restraint.....	14
4.2.3 Work positioning.....	14
4.2.4 Rope access.....	14
4.2.5 Rescue.....	15
4.3 Type specific requirements and characteristics.....	15
4.3.1 Type A – Single Anchor Point System.....	16
4.3.2 Type B – Safety hook system.....	17
4.3.3 Type C – Wire Anchor Line System.....	18
4.3.4 Type D – Rail Anchor Line System.....	19
5 Test methods.....	20
5.1 General.....	20
5.2 Test reports.....	22
5.3 Test arrangement and apparatus.....	22
5.3.1 Robustness test.....	22
5.3.2 Restraint test.....	23
5.3.3 Work positioning test.....	23
5.3.4 Rope access test.....	24
5.3.5 Hook base test.....	24
5.3.6 Test lanyard and determination of free fall distance.....	25
5.3.7 Fall arrest and integrity test for types A, B, C and D anchor devices.....	26
5.3.8 Rescue test apparatus.....	27
5.3.9 Component test.....	27
5.4 Anchor point system type A.....	28
5.4.1 General.....	28
5.4.2 Robustness.....	30
5.4.3 Deflection and deformation.....	30
5.4.4 Fall arrest test.....	31
5.4.5 Rescue test.....	31
5.4.6 Component test.....	31
5.5 Safety hook system type B.....	32
5.5.1 General.....	32

5.5.2	Deformation.....	34
5.5.3	Fall arrest test.....	34
5.5.4	Rescue test (rescue).....	34
5.6	Wire anchor line system type C.....	35
5.6.1	General.....	35
5.6.2	Deflection and deformation.....	36
5.7	Fall arrest and integrity test.....	36
5.7.1	General.....	36
5.7.2	Fall arrest test.....	39
5.7.3	Rescue test.....	39
5.7.4	Test on rigid substructure.....	39
5.8	Rail anchor line system type D.....	40
5.8.1	General.....	40
5.8.2	Deflection and deformation.....	43
5.8.3	Fall arrest and integrity test.....	43
5.9	Test arrangements.....	44
5.9.1	Explanation of symbols.....	44
5.9.2	Longest single span.....	44
5.9.3	Cantilever.....	44
5.9.4	Directly on rail anchor line joint.....	44
5.9.5	Test directly in corner (max. radius) inwards.....	45
5.9.6	Test directly in corner (max. radius) outward.....	46
5.9.7	Test directly on rail anchor line fixing.....	46
5.9.8	On the end stop parallel to rail anchor line.....	46
5.9.9	Fall arrest test.....	47
5.9.10	Rescue test.....	47
6	Assessment and verification of constancy of performance (AVCP).....	47
6.1	General.....	47
6.2	Type testing.....	47
6.2.1	General.....	47
6.2.2	Test samples, testing and compliance criteria.....	48
6.2.3	Test reports.....	48
6.2.4	Shared other party results.....	48
6.3	Factory production control (FPC).....	49
6.3.1	General.....	49
6.3.2	Requirements.....	49
6.3.3	Product specific requirements.....	51
6.3.4	Initial inspection of factory and of FPC.....	52
6.3.5	Continuous surveillance of FPC.....	52
6.3.6	Procedure for modifications.....	52
6.3.7	One-off products, pre-production products (e.g. prototypes) and products produced in very low quantity.....	53
7	Marking.....	53
8	Information supplied by the manufacturer.....	54
Annex A	(normative) Definitions of installation.....	55
Annex B	(informative) Schematic installation plan.....	57
Annex C	(normative) Periodical inspection.....	59
Annex ZA	(informative) Relationship of this European Standard with Regulation (EU) No.305/2011.....	60


ZA.1	Scope and relevant characteristics	60
ZA.2	System of Assessment and Verification of Constancy of Performance (AVCP)	60
ZA.3	Assignment of AVCP tasks	60
	Bibliography	62

Voorbereidings
Preview

European foreword

This document (prEN 17235:2018) has been prepared by Technical Committee CEN/TC 128 “Roof covering products for discontinuous laying and products for wall cladding”, the secretariat of which is held by NBN.

This document is currently submitted to the CEN Enquiry.



Introduction

A reliable anchor device and safety hook are an essential components of any personal fall protection system.

This European Standard is intended to act as a complementary standard for existing European Standards covering other components used in fall protection systems.

The purpose and scope of application and the requirements and characteristics are based on the need that, in case of fall from height anchor systems including safety hooks bear the dynamic force peak value generated by the mass of one person or more persons, including any equipment carried. In the end, to allow for foreseeable misuse of equipment, this standard applies also to systems whose intended use is for restraint.

This European Standard is intended for the type testing of new products before placing them on the market and gives only minimum performance requirements and characteristics. It is essential that safety hooks and anchor devices are designed and manufactured so that, in the foreseeable conditions of use for which they are intended, the user is able to perform the risk-related activity while being appropriately protected at the highest possible level.

Manufacturers may wish to bear these points in mind when deciding on the actual performance of their products.

These products protect against fatal injury and therefore special requirements and characteristics apply.

Copyright
Preview

1 Scope

This document defines requirements for anchor devices and safety hooks permanently fixed to buildings and structures.

Anchor devices intend to prevent persons from falling and arrest falls used in and on buildings and civil engineering works. Anchor devices meant to be secured in such a way that they are part of the construction work and intended to ensure the safety in use or in the functioning of a construction work pursuant to Regulation (EU) No 305/2011 of the European Parliament and of the Council.

The anchor devices are intended for the attachment of personal fall protection systems complying with EN 363.

The safety hooks are intended as anchor points to which personal fall protection systems complying with EN 363 are attached. The safety hooks are also intended to attach mobile roof ladders or work platforms.

This document also covers the fixings used to secure the anchor devices or safety hooks into the load bearing structure.

It specifies essential dimensions, materials and load-bearing requirements.

This document contains requirements for the following systems:

- single anchor point system;
- safety hook system;
- wire anchor line system;
- rail anchor line system.

The systems described in this document consist usually of several components. They must be evaluated as a system in its entirety.

This document also includes requirements for the durability, marking, installation, assembly, documentation, operating and maintenance.

This document is not applicable to:

- temporary anchor devices according to EN 795;
- facilities for roof access according to EN 516;
- permanently fixed ladders on roofs according to EN 12951.

2 Normative references

The following documents are referred to in the text in such a way that some or all of their content constitutes requirements of this document. For dated references, only the edition cited applies. For undated references, the latest edition of the referenced document (including any amendments) applies.

EN 354, *Personal fall protection equipment - Lanyards*

EN 363, *Personal fall protection equipment - Personal fall protection systems*

EN 364:1992, *Personal protective equipment against falls from a height - Test methods*

EN 365:2004, *Personal protective equipment against falls from a height - General requirements for instructions for use, maintenance, periodic examination, repair, marking and packaging*

prEN 17235:2018 (E)

EN 10088-1, *Stainless steels - Part 1: List of stainless steels*

EN 10088-2, *Stainless steels - Part 2: Technical delivery conditions for sheet/plate and strip of corrosion resisting steels for general purposes*

EN ISO 9223, *Corrosion of metals and alloys - Corrosivity of atmospheres - Classification, determination and estimation (ISO 9223)*

EN ISO 12944-2, *Paints and varnishes - Corrosion protection of steel structures by protective paint systems - Part 2: Classification of environments (ISO 12944-2)*

3 Terms and definitions

For the purposes of this document, the following terms and definitions apply.

ISO and IEC maintain terminological databases for use in standardization at the following addresses:

- IEC Electropedia: available at <http://www.electropedia.org/>
- ISO Online browsing platform: available at <http://www.iso.org/obp>

3.1

permanent anchor device

anchor device installed to load bearing structure and is intended to remain on or in the structure

3.2

anchor device

assembly of elements which incorporates one or more anchor points or traveller to which a personal fall protection system can be attached

3.3

load bearing structure

part of the building and civil engineering work which is able to carry potential loads

3.4

anchor point

dedicated point on an anchor device, which is designed for connecting the personal fall protection system

3.5

anchor system

system incorporating the anchor device or safety hook, fastening system and the load-bearing structure to which the personal fall protection system can be connected

3.5.1

traveller single anchor device

anchor comprising a single permanent and stationary anchor device which includes one or more anchor points

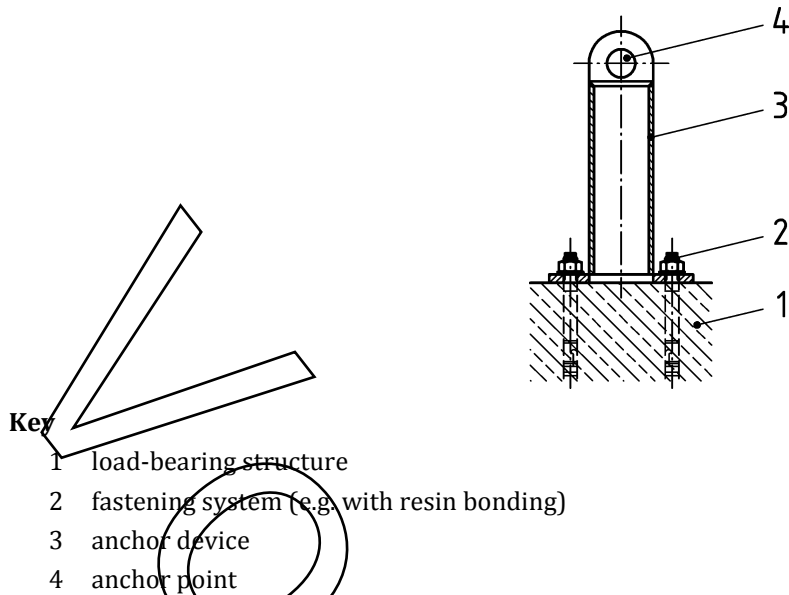


Figure 1 — Example of an anchor system including an anchor device

3.5.2

safety hook

anchor device providing an anchor point for personal fall protection systems and a hook shape to attach mobile roof ladders and work platforms

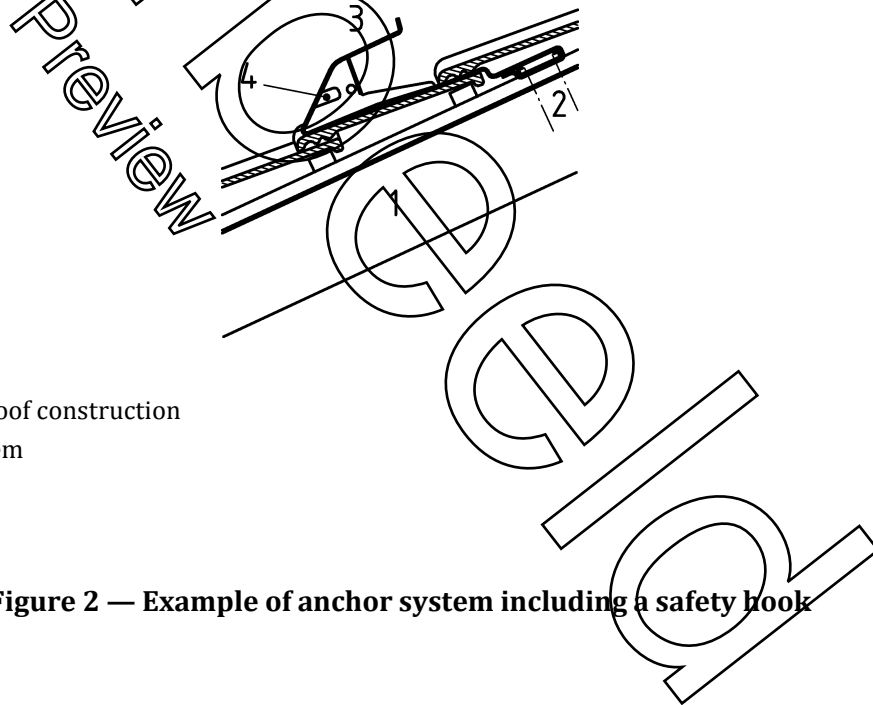


Figure 2 — Example of anchor system including a safety hook

3.5.3

wire anchor line

anchor device comprising a nominally taut wire anchor line to which the personal fall protection system can be attached directly either by a connector or a traveller

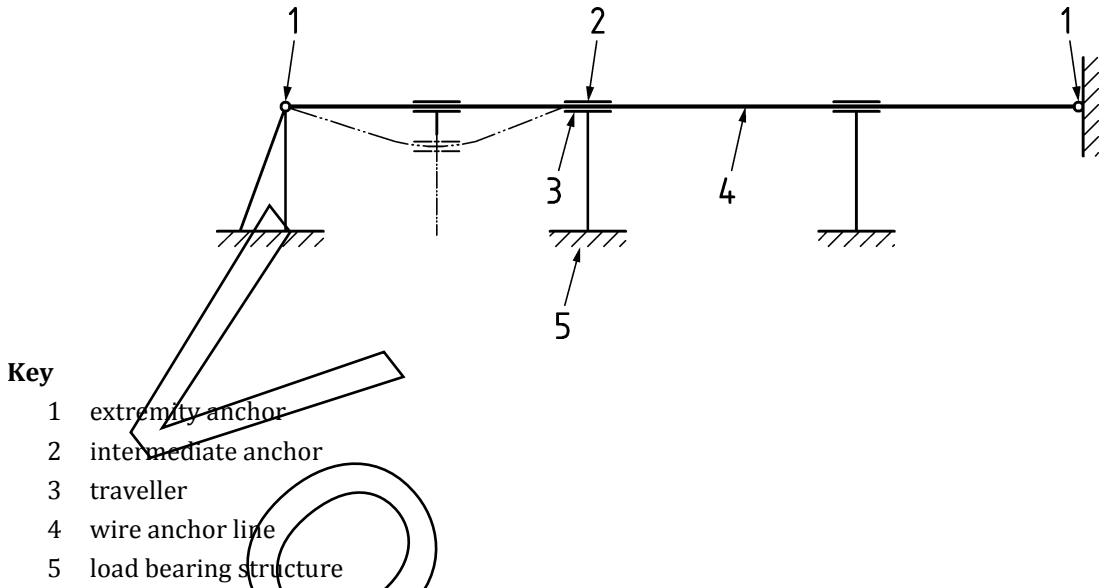


Figure 3 – Example of anchor system including a wire anchor line

3.5.4 rail anchor line

anchor device comprising a rigid rail anchor line to which the personal fall protection system can be attached directly either by a connector or a traveller

ALTIJD DE ACTUELE NORM IN UW BEZIT HEBBEN?

Nooit meer zoeken in de systemen en uzelf de vraag stellen:
'Is NEN-EN 17235:2018 Ontw. en de laatste versie?'

Via het digitale platform NEN Connect heeft u altijd toegang tot de meest actuele versie van deze norm. Vervallen versies blijven ook beschikbaar. **U en uw collega's** kunnen de norm via NEN Connect makkelijk raadplagen, online en offline.

Kies voor slimmer werken en bekijk onze mogelijkheden op www.nenconnect.nl.

Heeft u vragen?

Onze Klantenservice is bereikbaar maandag tot en met vrijdag, van 8.30 tot 17.00 uur.

Telefoon: 015 2 690 391

E-mail: klantenservice@nen.nl

